

Finish the Race

The
GREAT
MOUNTAIN *Adventure*

Items Needed

- smiley stress ball
- cut out car
- maraca
- bubbles
- construction paper
- Finish the Race book
- cut out trophy icon

LESSON

1

Have each child hold the smiley stress ball and state something that makes them smile like the cars in the book when they are smiling as they go down the mountainside.

LESSON

2

Have each child state which car was their favorite and why. Draw a picture of the car on the car cutout.

LESSON

3

Have each child pass the maraca around and have them shake it while singing their favorite car-themed song. Recommended song: "Racecars" youtu.be/Wo73SLdolDE

LESSON

4

Pretend bubbles are falling snow. Race through the "snow" around the playground.

LESSON

5

Using construction paper, have the children create their own racetrack through their favorite place (the city, the beach, the mountains, etc.)

LESSON


6

Use the Finish the Race book to teach primary colors and numbers 1-4.

LESSON

7

Ask each child what is something hard they do, but they do it anyway. Draw a picture of their challenge on the trophy cutout.





Finish the Race

The
GREAT
MOUNTAIN *Adventure*



Cut out car (template) for
Lesson 2



Cut out trophy (template)
for Lesson 7